



PENINSULA

GRAMMAR

INSPIRING PERFORMANCE



ANNUAL REPORT

2022



ABOUT THE SCHOOL

Our vision is to be Australia's premier coeducational day and boarding school; known globally for our quality teaching, inspired standards and the pursuit of excellence for each student.

The key to delivering the highest quality education, is the highest quality teachers. At Peninsula Grammar our teachers are exceptional in the way they teach and engage each child in every classroom nurturing and inspiring students to reach for personal excellence.

Our community spirit and steadfast commitment to positive education fosters self belief and creativity in each child.

In a coeducational environment that reflects the way in which the world operates, our school community is shaped by Christian faith and produces active and informed global citizens.

The Board of Directors and School Executive are committed to realising these five strategic imperatives:

1. Affirm our unique identity and culture.
2. A rigorous Teaching and Learning program.
3. Attract, retain and develop high quality staff.
4. Provide an expansive cocurricular program.
5. Create and provide the best resources and facilities.

These goals act as a guide for the School's direction, underpinning our ongoing success and ensuring that our students remain at the heart of every endeavour.

At Peninsula Grammar our students learn in a context that values them for who they are as individuals in an environment that encourages them to reach for their learning and relentlessly pursue personal excellence.

Our most recent building, ALATUS, is designed to combine technology and critical thinking in a purpose-built environment that challenges students to rethink their learning and discover fact from fiction. Our state-of-the-art Science Centre provides a pre-tertiary context of exploration where theoretical studies and laboratory experiences work hand in hand to deepen student's inquisitive nature and innate understanding of the scientific world.

We are a school whose history is intrinsically linked to a sporting culture. We are inherently proud of our sporting heritage and the accomplishments of so many of our students in achieving their dreams. Our unparalleled Wellbeing program ensures that students live out our core values through a strong pastoral support network and provides the opportunity to connect with students across all year levels.

Our International Program offers students from all over the world the opportunity to receive an outstanding education and experience a unique school community.

Our teachers are adaptable, flexible and dedicated, not only to the development of the children in their charge, but to their own professional advancement.

We have an unwavering commitment to; quality teaching, personalised learning and an environment that provides an outstanding setting for growth and opportunities for all.

A portrait of a middle-aged man with grey hair and blue-rimmed glasses. He is wearing a dark blue suit jacket, a white shirt, and a red and blue striped tie. He is standing outdoors in front of a wooden building and trees. A dark blue semi-transparent box is overlaid on the bottom left of the image, containing white text.

BUILT ON THE
FOUNDATIONS
OF INTEGRITY,
RESPECT,
KINDNESS AND
STEWARDSHIP.

MESSAGE FROM THE PRINCIPAL

As we reflect on the accomplishments of the past year, we are reminded of the power of our community, the exceptional nature of our students, and the unwavering commitment of our staff. The year 2022 challenged our perceptions of normality and taught us valuable lessons about embracing change and the subjectivity of what is considered “normal.” In this annual report, we aim to capture the essence of our school, its unique individuals, and the extraordinary experiences that define the Peninsula community.

The Power of Individuality

At Peninsula Grammar, we celebrate the diversity and individuality of our students. Each day, our halls are filled with young people who possess their own talents, aspirations, and dreams. Whether they are budding composers, imaginative dreamers, proactive doers, or bold darers, we recognise and nurture their unique qualities. From the earliest age of three to the final years of high school at eighteen, our students demonstrate their artistic, academic, and adventurous prowess. Our Annual Report serves as a testament to the transformative power and purpose of the Peninsula experience.

The Commitment of Our Educators

Our dedicated educators work diligently to ensure that each student at Peninsula receives personalised attention and achieves their full potential. They are not only teachers but also artists in their own right, continuously developing innovative approaches to education. They understand that every student is exceptional and deserves to be valued and supported. Through their efforts, our students embark on a journey of self-discovery, guided by the belief that their uniqueness holds immeasurable value and that they are capable of living extraordinary lives.

Embracing Change and Redefining Normality

Over the past few years, we have found ourselves longing for the return of normalcy. We yearned for the comfort of familiar routines. However, the challenges and uncertainties we faced

have taught us a profound lesson about the illusion of normality. Amidst the discomfort, we discovered a deeper understanding of ourselves and what truly matters. This realisation extends to our students, who have come to appreciate the benefit of attending Peninsula Grammar and defining their own versions of success. We have learned that a school's worth lies in the dedication and passion of the individuals who contribute to its community.

Appreciation and Conclusion

In closing, I would like to express my heartfelt gratitude to every staff member who tirelessly serves Peninsula Grammar. It is their commitment and unwavering dedication that has allowed us to create an exceptional educational institution.

As you read through this annual report, I encourage you to reflect on the vibrant colours, boundless creativity, and thoughtful contributions that make our school truly unique. We value every individual within our community and cherish the experiences that shape our students' lives.

Thank you for your continued support and belief in the Peninsula Grammar community. Together, we will continue to embrace change, celebrate individuality, and create an environment where every student can thrive.







OUR VISION

Our vision is to be Australia's premier co-educational day and boarding school; known globally for our quality teaching, inspired standards and the pursuit of excellence for each student.

OUR MOTTO

Quod bonum tenete

“Hold fast that which is good”

OUR VALUES

Stewardship

Integrity

Co-Educational Learning

Personal Excellence

Community Spirit

Christian Faith



THE PURSUIT OF PERSONAL EXCELLENCE

STAFF SATISFACTION

At Peninsula Grammar, we understand the importance of staff satisfaction in driving overall success. We are dedicated to fostering a positive and supportive culture that empowers our staff to excel in their roles. To gauge and improve staff satisfaction, we conduct a formal benchmarking review every two years.

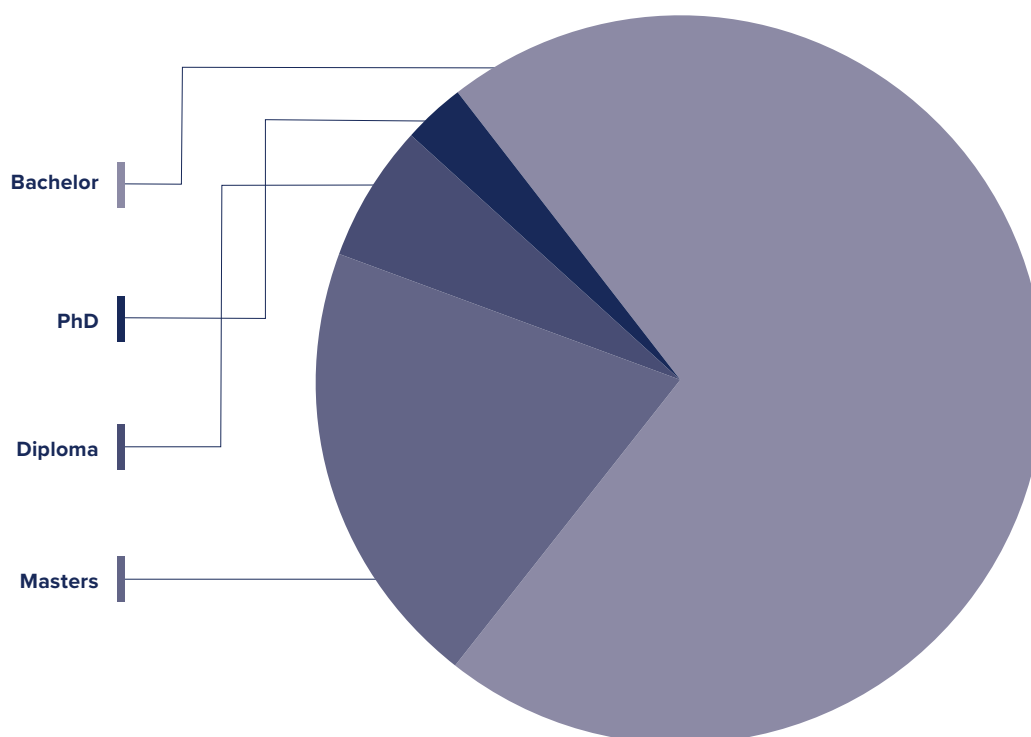
In 2023, we will survey our staff to gain valuable insights and feedback from our employees.

By actively listening to their needs and addressing their concerns, we aim to create an environment where staff members feel valued, motivated, and inspired to contribute their best to our school community. We believe that a satisfied and engaged staff is vital to achieving our mission of providing an exceptional educational experience to our students.



QUALITY STAFF

CHART 1: QUALIFICATIONS



WORKFORCE COMPOSITION

TABLE 1: STAFF GENDER COMPOSITION

	Female	Male	Total
ACADEMIC	89	36	125
ASSISTANTS	20	3	23
BOARDING HOUSE	4	1	5
BUSINESS STAFF	26	3	29
HEALTH	3	0	3
IT	1	7	8
LIBRARY	1	0	1
MARKETING	2	0	2
PROPERTY	1	7	8
SENIOR MANAGEMENT	3	3	6
STUDENT SERVICES	9	2	11
TUCKSHOP	1	0	1
Total	160	62	222

TABLE 2: STAFF AVERAGE YEARS OF SERVICE

	Total
ACADEMIC	7.7
ASSISTANTS	4.0
BOARDING HOUSE	13.1
BUSINESS STAFF	5.4
HEALTH	3.3
IT	7.9
LIBRARY	17.5
MARKETING	13.8
PROPERTY	13.5
SENIOR MANAGEMENT	7.7
STUDENT SERVICES	3.6
TUCKSHOP	2.9
Total	7.2

PERSONAL EXCELLENCE

TABLE 3: NUMERACY – STUDENT OUTCOMES FROM NAPLAN TESTING

Year	Numeracy	Year 3	Year 5	Year 7	Year 9
2022	No. of Students below Benchmark	0	0	4	1
	% of Students at/above Benchmark	100	100	97	99
2021	No. of Students below Benchmark	0	2	0	0
	% of Students at/above Benchmark	100	97	100	100
2019	No. of Students below Benchmark	3	0	1	0
	% of Students at/above Benchmark	93.33	100	99.19	100
2018	No. of Students below Benchmark	0	0	0	0
	% of Students at/above Benchmark	100	100	100	100

TABLE 4: READING – STUDENT OUTCOMES FROM NAPLAN TESTING

Year	Reading	Year 3	Year 5	Year 7	Year 9
2022	No. of Students below Benchmark	0	0	1	1
	% of Students at/above Benchmark	100	100	99	99
2021	No. of Students below Benchmark	1	3	0	1
	% of Students at/above Benchmark	97	96	100	99
2019	No. of Students below Benchmark	2	0	1	1
	% of Students at/above Benchmark	95.83	100	99.19	99.19
2018	No. of Students below Benchmark	1	0	0	2
	% of Students at/above Benchmark	98	100	100	98

TABLE 5: WRITING – STUDENT OUTCOMES FROM NAPLAN TESTING

Year	Writing	Year 3	Year 5	Year 7	Year 9
2022	No. of Students below Benchmark	0	0	1	4
	% of Students at/above Benchmark	100	100	99	97
2021	No. of Students below Benchmark	0	2	1	8
	% of Students at/above Benchmark	100	97	99	94
2019	No. of Students below Benchmark	0	0	3	4
	% of Students at/above Benchmark	100	100	97.81	97.46
2018	No. of Students below Benchmark	1	0	1	4
	% of Students at/above Benchmark	98	100	99	97

TABLE 6: SPELLING – STUDENT OUTCOMES FROM NAPLAN TESTING

Year	Spelling	Year 3	Year 5	Year 7	Year 9
2022	No. of Students below Benchmark	0	1	4	5
	% of Students at/above Benchmark	100	97	97	96
2021	No. of Students below Benchmark	0	4	0	4
	% of Students at/above Benchmark	100	94	100	97
2019	No. of Students below Benchmark	6	0	3	2
	% of Students at/above Benchmark	87.5	100	97.81	98.21
2018	No. of Students below Benchmark	1	0	1	4
	% of Students at/above Benchmark	98	100	99	97

TABLE 7: GRAMMAR AND PUNCTUATION – STUDENT OUTCOMES FROM NAPLAN TESTING

Year	Grammar and Punctuation	Year 3	Year 5	Year 7	Year 9
2022	No. of Students below Benchmark	0	0	4	8
	% of Students at/above Benchmark	100	100	97	94
2021	No. of Students below Benchmark	0	4	3	0
	% of Students at/above Benchmark	100	95	98	100
2019	No. of Students below Benchmark	5	2	4	4
	% of Students at/above Benchmark	89.58	96.81	97.1	96.61
2018	No. of Students below Benchmark	0	3	0	0
	% of Students at/above Benchmark	100	97	100	100



GENERAL STUDENT INFORMATION

14

Students of
Aboriginal or
Torres Strait
Islander origin

21

Languages
spoken at
home (excl.
English)

- Afrikaans
- Cantonese
- Chinese
- German
- Greek
- Hindi
- Indonesian
- Italian
- Japanese
- Korean
- Mandarin
- Persian
- Polish
- Portuguese
- Russian
- Serbian
- Spanish
- Thai
- Turkish
- Ukrainian
- Vietnamese

VCE

We are proud to honour the excellent outcomes of our young people across 2022. Reflecting on their achievements serves to not only commend the individual, but to acknowledge the team behind their success – their family, school staff and fellow students. Ensuring each student achieves personal excellence continues to be our aim; a purpose led by our brilliant team of teachers, from Kindergarten up to Year 12.

Our high achievers lead by example as to what can be accomplished within our School community. As we acknowledge these outstanding results and leadership positions, may this inspire every student to do their personal best.

TABLE 8: HIGH ACHIEVERS

	2022
Marshall Hunter	Dux 99.2
Zhu Guangda	Dux 99.2
Sophie Wills	99
Ugona Chiezey	98.95
Misha Campbell	97.7
Connie Kyriacou	97.6
Chloe Gregoriou	97.3
Joshua Mackie	96.8
Sam Lundberg	96.7
Sam Gladding	95.7
Louisa Collins	95.45
Lochlann Robinson	95.35

TABLE 9: ATAR SCORES

	2018	2019	2020	2021	2022	Variation 2021 to 2022
Mean Study Score	32	33.97	32.97	32.6	31.72	-0.88
Median Study Score	32	34	33	33	32	-1
% Study Scores >40	10	16	12.5	14.85	13	-1.85

COHORT SNAPSHOT

The following information highlights the trends in student results from 2019 to 2022. The percentages highlight growth across the years.

13 Students (11%)

Received an ATAR of 95 or better, placing them in the top 5% of the state in comparison to 12.7% in 2020 and 12.5% in 2021.

30 Students (26.5%)

Received an ATAR of 90 or better, placing them in the top 10% of the State in comparison to 21.17% in 2019, 26% in 2020 and 30% in 2021.

59 Students (51.3%)

Received an ATAR of 80 or better, placing them in the top 20% of the State.

98 Students (85.2%)

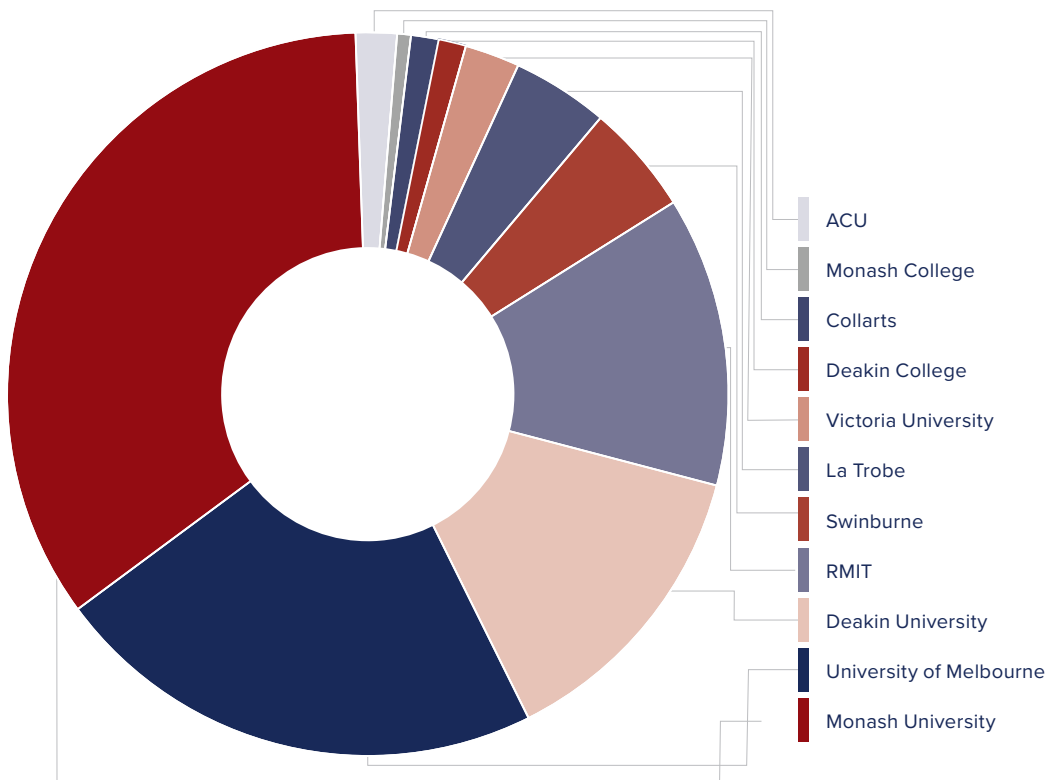
Received an ATAR of 60 or better, placing them in the top 40% of the State.

94.74% of Year 12 students that applied received an offer.

CHART 2: OUR COHORTS SNAPSHOT

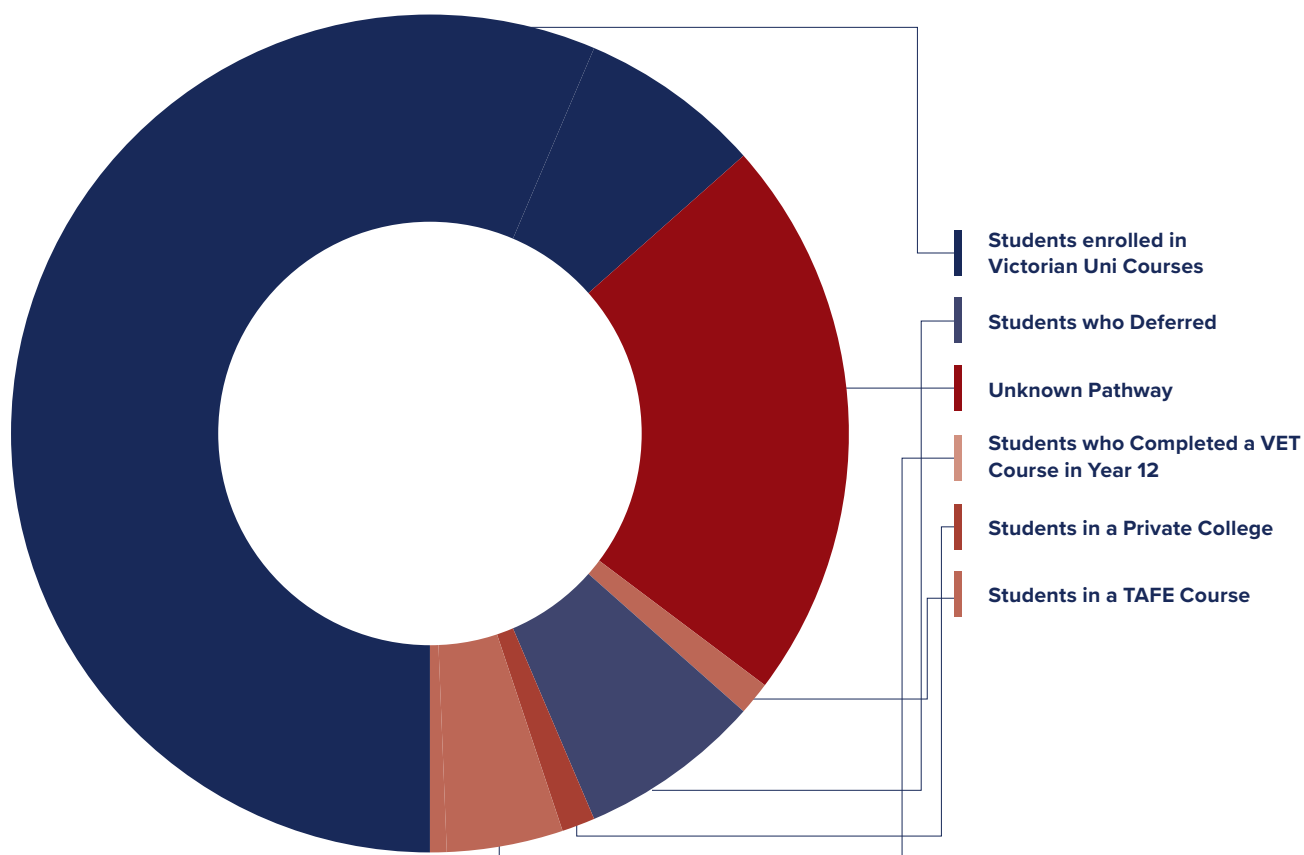


HIGHER LEARNING OFFERS



POST SCHOOL DESTINATIONS

CHART 3: CLASS OF 2022



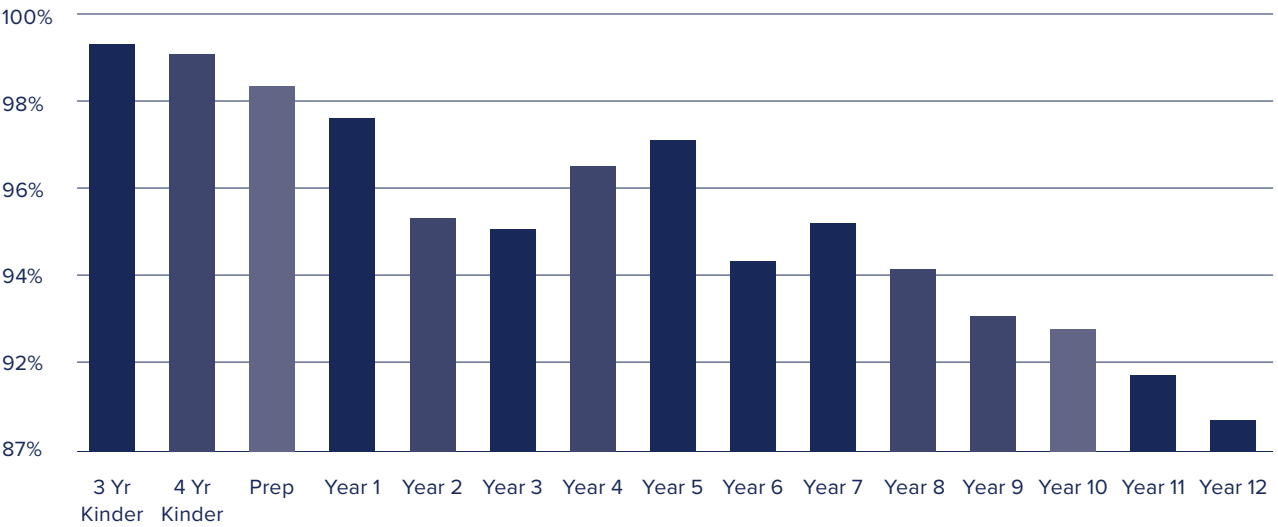
STUDENT ATTENDANCE

Robust measures are in place at Peninsula Grammar to ensure that student attendance is recorded accurately each year. Student attendance is recorded twice daily, at the beginning of each day and again after lunch. Any unexplained absences are followed up with parents via our administration support staff.

Parents are informed about the necessary process to apply for any leave greater than three days. Once granted by the Principal, the families are informed about the requirements to ensure that the students do not fall behind in their learning.

The whole school average attendance rate is 94.57%.

CHART 4: STUDENT AVERAGE ATTENDANCE RATE (%)



COMMUNITY SATISFACTION

As part of our commitment to continually monitor and improve the quality of education, we survey our staff and parent community bi-annually. In 2022, we commissioned an independent survey of all school parents (K-12). For the 2022 review, a total of 431 parents completed the survey.

FIGURE 64: NET PROMOTER SCORE ANALYSIS

Shows the net promoter score for Peninsula Grammar. This is shown as a plus or minus figure.

Net Promoter Score: +25

- Detractors (0-6) 97 (23%)
- Passives (7-8) 133 (31%)
- Promoters (9-10) 201 (47%)

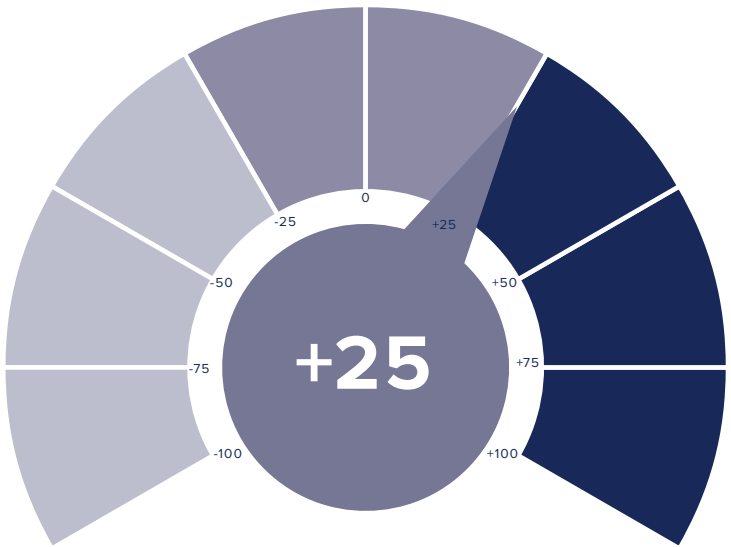


FIGURE 65:

Shows the distribution of all responses to the question 'how likely are you to recommend the school to a friend or colleague for Peninsula Grammar.



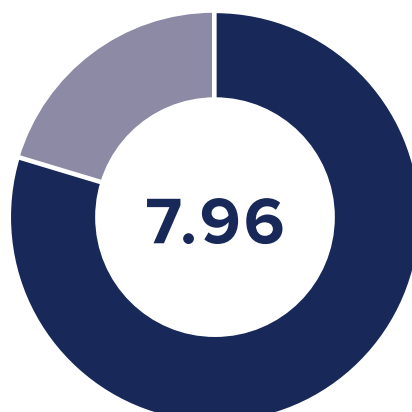
FIGURE 66:

Compares Peninsula Grammar's results against similar schools and the ISV benchmark.

Statistically Similar Schools	15.9%	24.3%	59.8%
ISV Responses	16.8%	23.2%	59.9%
Peninsula Grammar Responses	22.5%	30.9%	46.6%

HEADLINE INDICATORS

This section provides an immediate overview of the school's current performance across a number of headline indicators.



Overall I am satisfied with my decision to send my child to this school.



The school provides an excellent environment in which to learn.



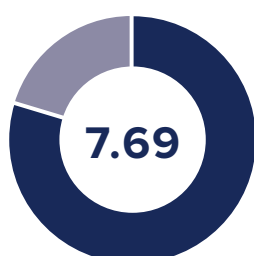
The range of learning areas offered at this school is excellent.



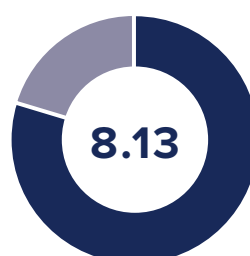
The school is a safe place to learn.



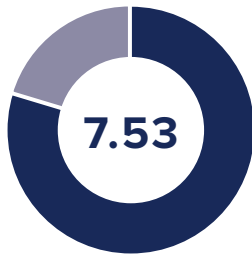
Parents are made to feel welcome to visit this school.



My child is motivated to learn at this school.



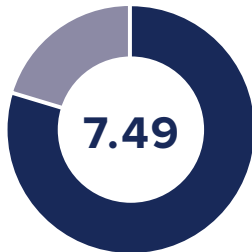
Teachers stay up-to-date in the things they teach.



The learning program offered at this school meets the needs of individual students.



Students receive excellent support at the start of each school year.



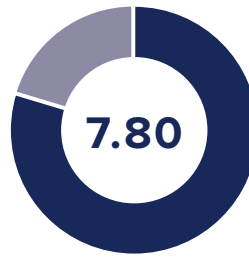
Teachers understand the differing abilities of students and teach accordingly.



The school library/resource centre has outstanding resources for students.



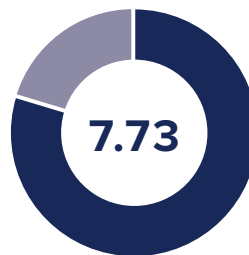
Students have access to high quality materials and resources that help them learn.



Students are well prepared for the next stage in their education.



Teachers in this school know and care about my child.



Parents are kept well informed about the learning programs undertaken by students.

OPEN RESPONSES

2022 Peninsula Grammar School Parents – Reasons for choosing Peninsula Grammar. Top 6:

1. The facilities and resources
2. I felt that it suited my child's needs better than other schools
3. The school's location
4. The quality of the educational programmes
5. The emphasis on the development of sound morals, values, beliefs and attitudes
6. To ensure my child mixes with a good peer group

FINANCIAL OPERATIONS 2022

CHART 7: RECURRENT EXPENDITURE 2022

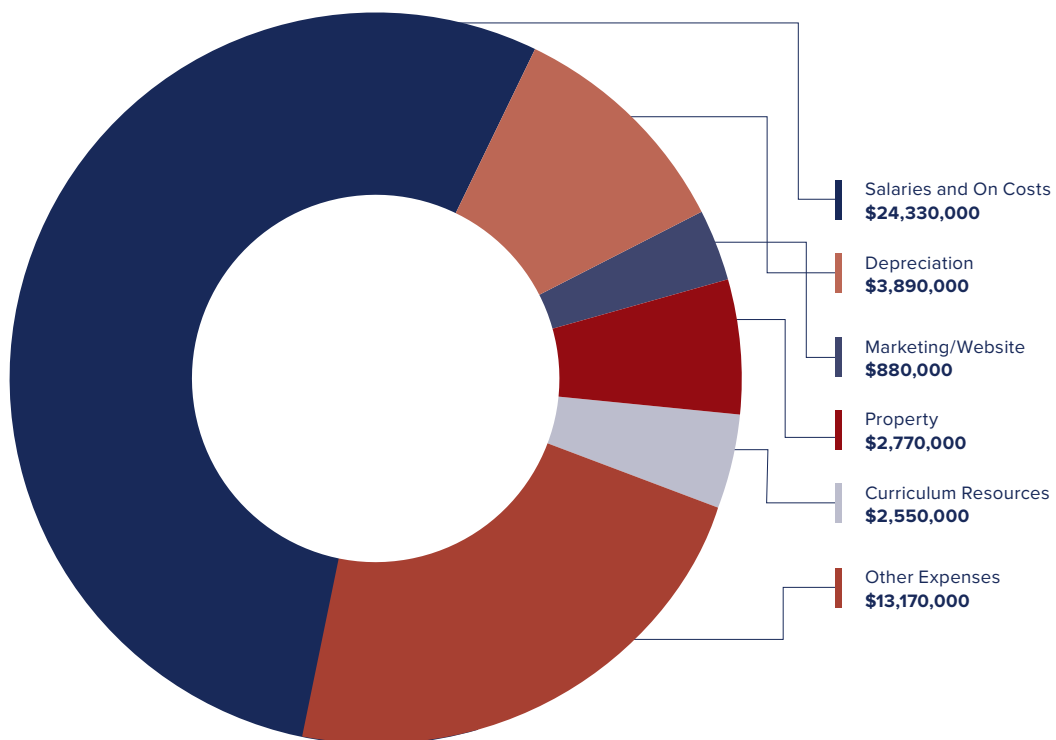
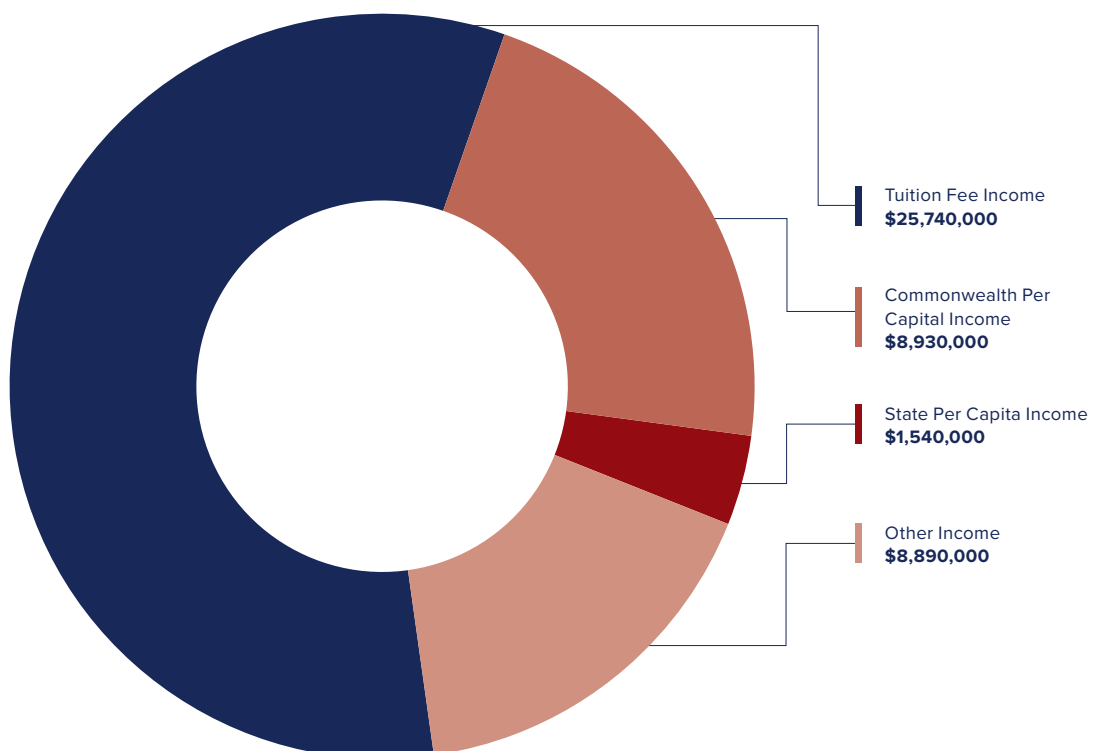


CHART 8: RECURRENT INCOME 2022







PENINSULA

GRAMMAR